

## 10-Step Guide: Discovery Education Experience

The Discovery Education Experience combines dynamic curated curriculum resources with grab-and-go instructional strategies, personalized for your needs as an educator.

---

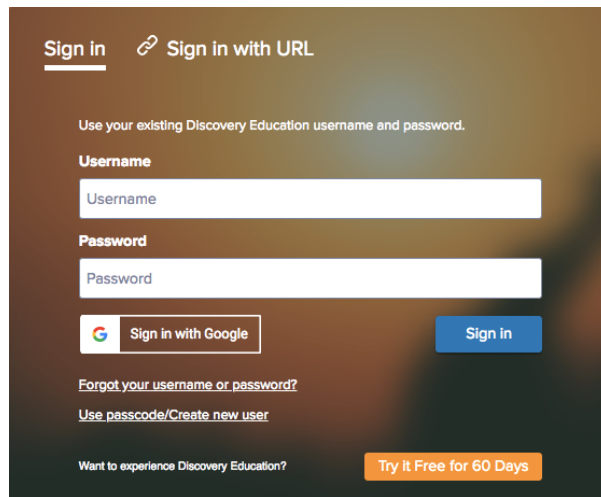


**QUESTIONS? WE'RE HERE TO HELP >>[CONTACT US](#)**

---

### Step 1: Sign In and Personalize Your Experience

Navigate to [discoveryeducation.com](https://discoveryeducation.com), [discoveryeducation.ca](https://discoveryeducation.ca), or your custom URL. Enter your username and password and **Sign in**.

The image shows the Discovery Education sign-in interface. At the top, there are two links: "Sign in" (underlined) and "Sign in with URL" (with a chain link icon). Below these, a message says "Use your existing Discovery Education username and password." There are two input fields: "Username" and "Password". Below the password field is a "Sign in with Google" button with the Google logo. To the right of this is a blue "Sign in" button. Below the sign-in options are two links: "Forgot your username or password?" and "Use passcode/Create new user". At the bottom, there is a link "Want to experience Discovery Education?" and an orange button "Try It Free for 60 Days".

Sign in [Sign in with URL](#)


Use your existing Discovery Education username and password.

**Username**

Username

**Password**

Password

 Sign in with Google [Sign in](#)

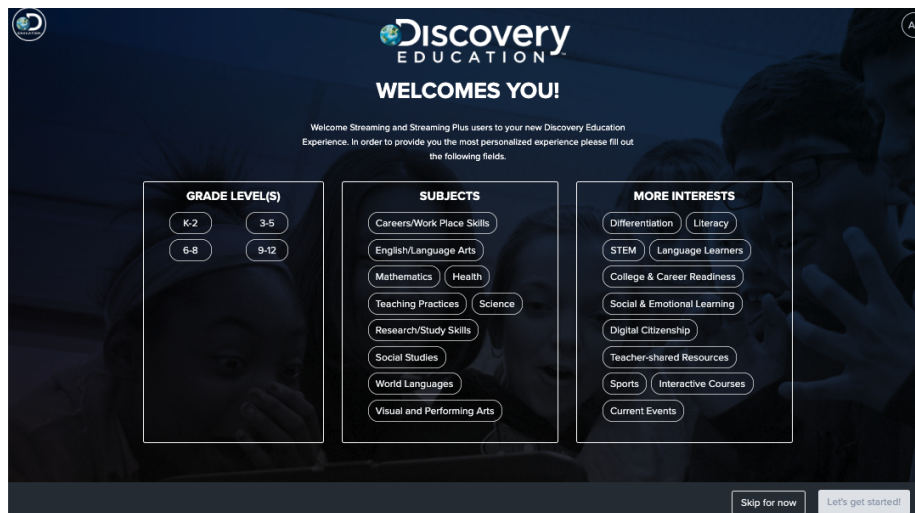
[Forgot your username or password?](#)


[Use passcode/Create new user](#)

[Want to experience Discovery Education?](#) [Try It Free for 60 Days](#)

Discovery Education is a **personalized** content and teaching experience with hundreds of thousands of digital curriculum and professional learning resources curated just for you.

When you tell us about your instructional interests, we make sure you see the right content for you.

The image shows the Discovery Education "WELCOMES YOU!" screen. At the top is the Discovery Education logo and the text "WELCOMES YOU!". Below this is a message: "Welcome Streaming and Streaming Plus users to your new Discovery Education Experience. In order to provide you the most personalized experience please fill out the following fields." There are three main sections for selection: "GRADE LEVEL(S)" with buttons for K-2, 3-5, 6-8, and 9-12; "SUBJECTS" with buttons for Careers/Work Place Skills, English/Language Arts, Mathematics, Health, Teaching Practices, Science, Research/Study Skills, Social Studies, World Languages, and Visual and Performing Arts; and "MORE INTERESTS" with buttons for Differentiation, Literacy, STEM, Language Learners, College & Career Readiness, Social & Emotional Learning, Digital Citizenship, Teacher-shared Resources, Sports, Interactive Courses, and Current Events. At the bottom right are two buttons: "Skip for now" and "Let's get started!".

 **WELCOMES YOU!**

Welcome Streaming and Streaming Plus users to your new Discovery Education Experience. In order to provide you the most personalized experience please fill out the following fields.

**GRADE LEVEL(S)**

K-2 3-5

6-8 9-12

**SUBJECTS**

Careers/Work Place Skills

English/Language Arts

Mathematics Health

Teaching Practices Science

Research/Study Skills

Social Studies

World Languages

Visual and Performing Arts

**MORE INTERESTS**

Differentiation Literacy

STEM Language Learners

College & Career Readiness

Social & Emotional Learning

Digital Citizenship

Teacher-shared Resources

Sports Interactive Courses

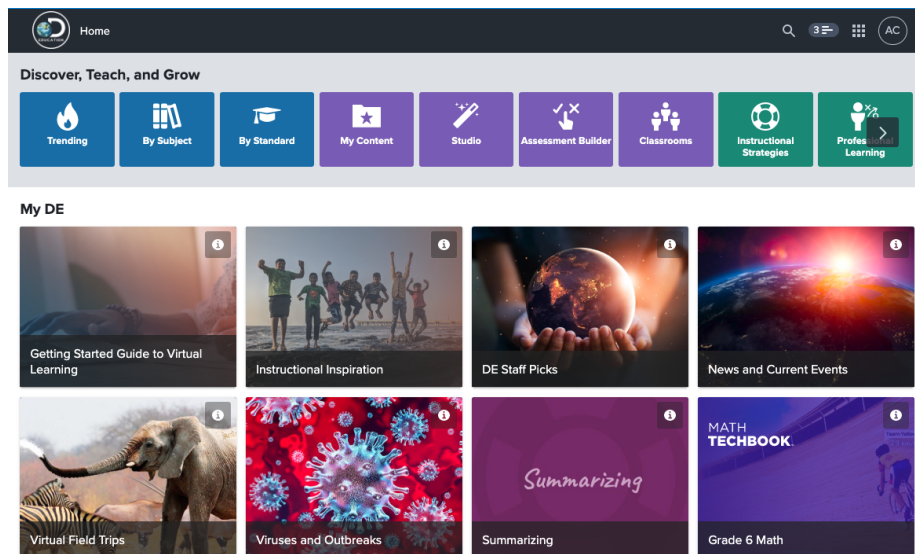
Current Events

[Skip for now](#) [Let's get started!](#)

## Step 2: My DE

**My DE** is your home page and hub to Discovery Education services, preferred content, and instructional tools. It is personalized to the grade levels, subjects, and instructional interest you select.

We also add a few **Channels** we think you'll love, like **Virtual Field Trips**, **News & Current Events**, and top picks from our Discovery Education team.

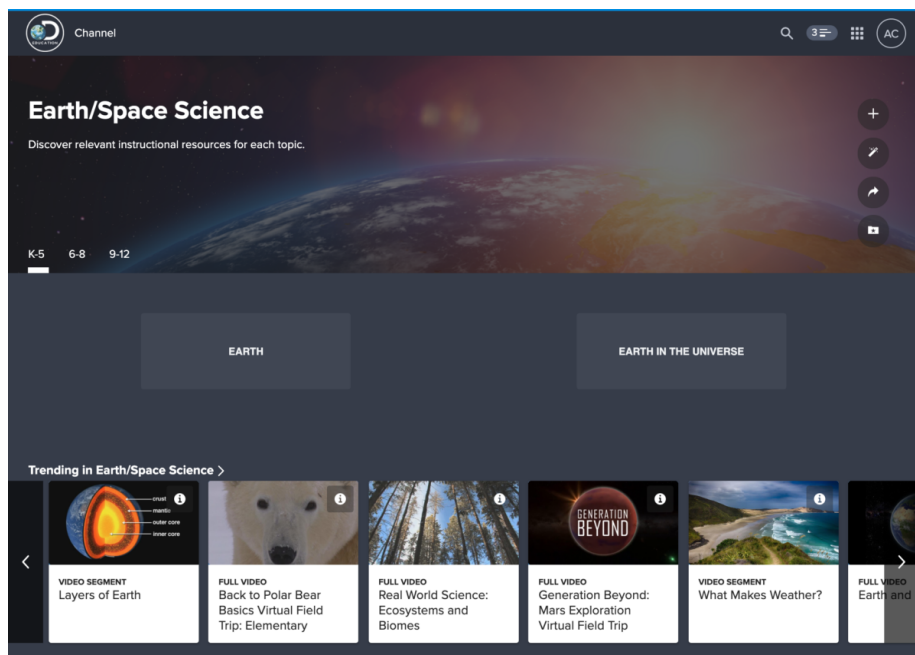


### Step 3: Explore Channels

Featuring resources selected and curated by Discovery Education's curriculum experts, **Channels** offer video clips, images, songs, articles, and more on many of Discovery Education's most-searched topics.


**Channels** are featured in your search results when a topic that has a **Channel** is entered in a keyword search.

**Subscribe** to a **Channel** and add it to your My DE homepage for easy access and to see the best content about topics that are important to you.



### Step 4: Browse for Resources

Discover the best resources by **trending** topic, **subject** area, or curriculum **standard**, curated and personalized for your classroom.

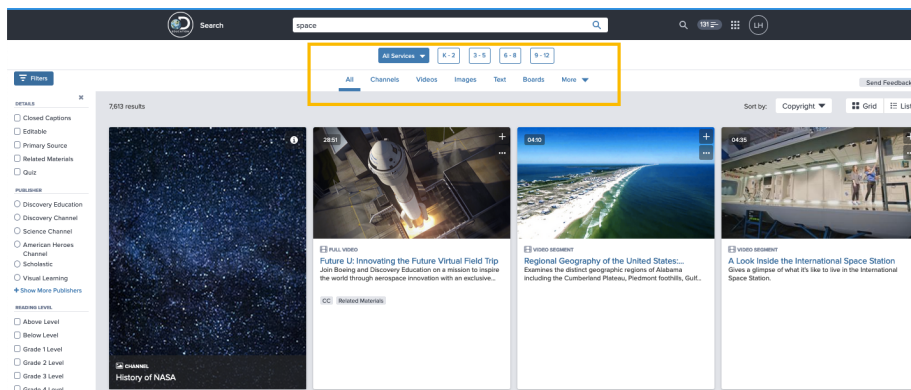


## Step 5: Search for Resources

**Search** to locate video segments, images, songs, sound effects, encyclopedia articles, audio files, events, lesson plans, animations, clip art, and more. **Search** using a keyword term, a topic, or a curriculum standard.



When results are displayed, you can narrow your results by **filtering** for service, grade level, resource type, or other characteristics like available instructional materials, copyright date, or publisher.



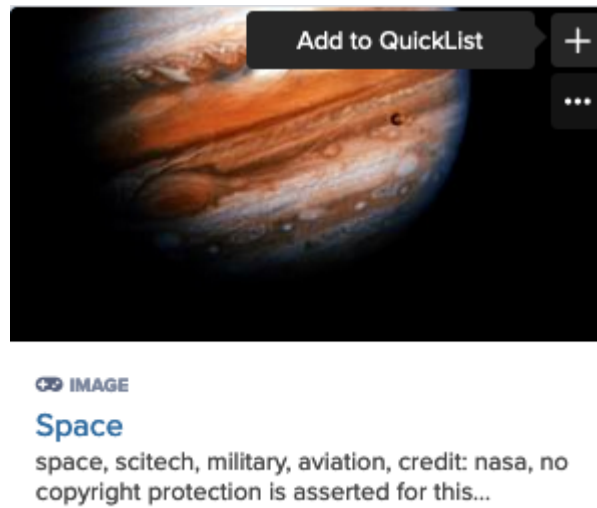
## Step 6: Bookmark and Organize Content

In addition to subscribing to **Channels**, as you discover resources to use right now or review later, Discovery Education offers two ways to bookmark resources for easy access in the future.

**QuickList** allows you to add resources to a *list* which is accessible from any page.



To add a video, song, image, exploration, or any other resource to your **QuickList**, select the "+" on the resource.



**My Content** allows you to collect, organize, share, and retrieve your favorite Discovery Education resources in an organized filing structure.

Access your **My Content** resources from the **Teach** menu.

**My Content**

★ My Content   School Content   District Content

★ All   My uploads   Trash   Organize   View By

All /   Upload   Add Folder

TITLE	TYPE	CREATED	
3D Shapes	Technology Enhanced Assessment	Apr 02, 2020	Actions
Geometry	Studio Board	Apr 03, 2020	Actions
Shapes	Activity	Apr 03, 2020	Actions
The Language of Math: Geometry 3-5: Pl...	Full Video	Apr 03, 2020	Actions
Coordinate Plane	Folder		Actions

## Step 7: Explore Video and Other Resources

**Stream** or **download** video content. Easy-to-use tabs provide quick access to smaller video segments, the video transcript, citation information, related materials, and other titles in the same series.

In addition to video, Discovery Education audio includes songs, sound effects, and other audio, which can include podcasts, audiobooks, short stories, poetry, historic speeches, and more.


Discovery Education images include photographs, models, maps, illustrations, and clip art, while a variety of interactive resources can be used to engage students and enhance instruction.



## Step 8: Utilize an Instructional Strategy

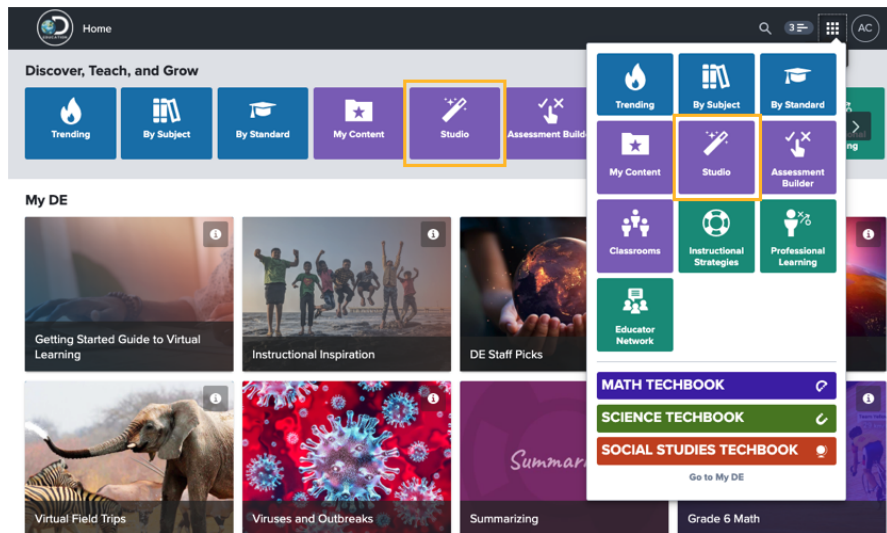
**SOS Instructional Strategies** are research-based strategies for integrating Discovery Education digital curriculum resources in meaningful, effective, and practical ways.

Find the complete SOS series organized by student skill or instructional intent in Instructional Strategies.

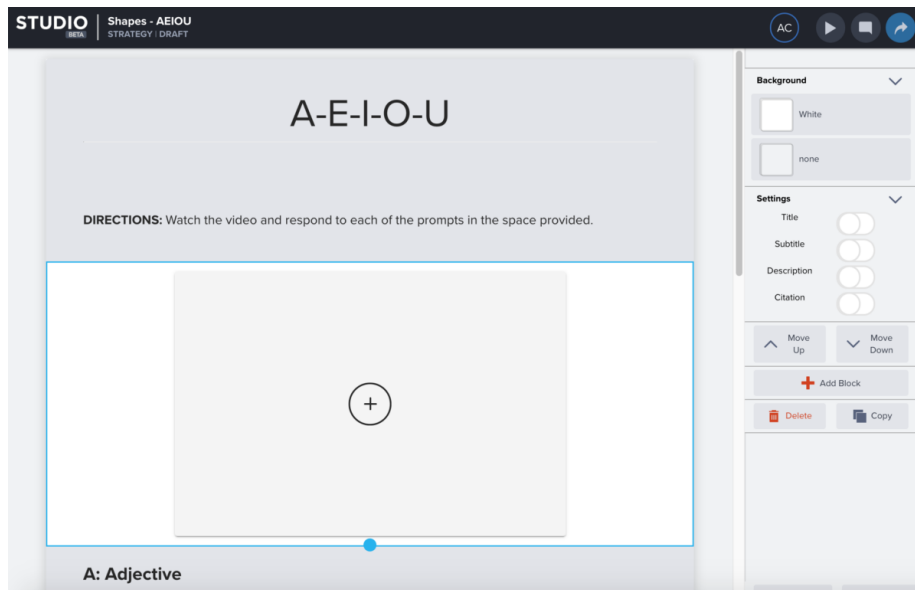


## Step 9: Create with Studio

Discovery Education **Studio** is a safe and secure space for teachers and students to flexibly create and collaborate on multimedia boards from any device, anywhere.

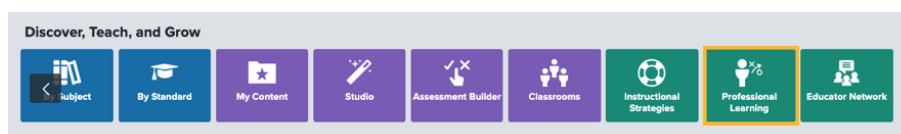


With **Studio**, you can build and deliver lessons, and students can create projects and presentations independently or in real-time. **Studio**'s modern authoring tools make it easy to curate and share Discovery Education resources and original content on digital boards.



## Step 10: Share and Connect

Explore **Professional Learning** to maximize your experience and discover ready-to-go resources to share with your colleagues like **Professional Learning Toolkits** and the **Ambassador Program**, a professional learning experience that builds capacity, community, and instructional leadership among educators as they dive deeper into Discovery Education Experience.



Copyright © 2020 Discovery Education. All rights reserved. Discovery Education, Inc.



